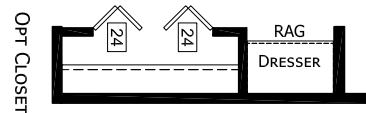
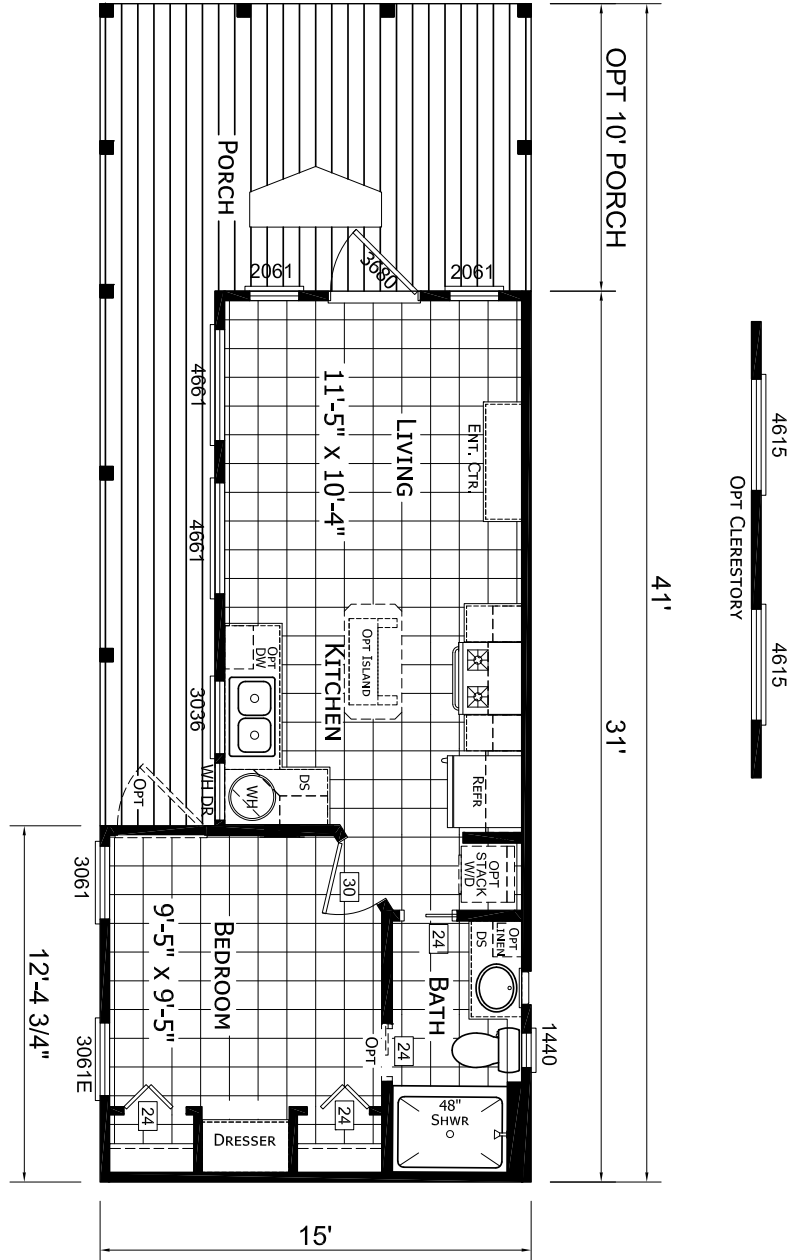


# Pinkerton

## Imperial Series

1 Bed, 1 Bath, Side Porch  
Approx. 399 Sq. Ft.

Last Updated: 11-21-19

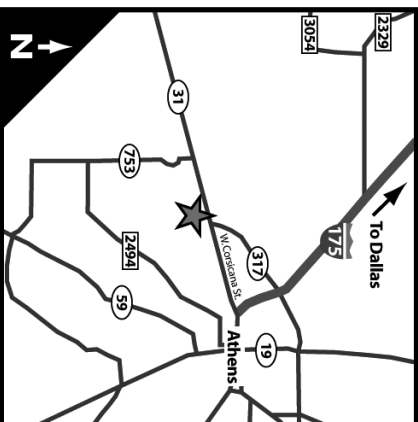


Important: Due to our policy of continual improvement, all information in our brochures may vary from actual home. The right is reserved to make changes at any time, without notice or obligation, in colors, materials, specifications, processes, and models. All dimensions and square footage calculations are nominal and approximate figures. Please check with your local sales associate for specific and current information.

I authorize Factory Expo Park Models to build my house, per this plan.

X \_\_\_\_\_

Customer Signature/Date



3401 W. Corsicana Highway  
Athens, TX 75751